




**The Maine Family Literacy Initiative and Raising Readers
are pleased to present “Literacy Explorer Kits”.**

Each Literacy Explorer Kit provides theme activities for the 2010 Raising Readers Collection, and the kits include the following:

- General Reading Tips and Developmental Information for the different age groups.
- A Playgroup Map that contains: discussion activities, literacy extensions, craft and snack ideas, and parent education tips. Some include science and math ideas that relate to the book.
- Parent and Child Together Time Idea Sheets that assist parents in extending the learning from the playgroup. The PACT sheet provides simple ideas for families to do together around the book, such as craft ideas and songs to sing together.
- An Explorer Bag Information Sheet lists items that can be placed in a take home “Explorer Bag” for families.
- A Journal Sheet for the parent. They can reflect on the activities they did with their child. A portion of the journal sheet is for the Family Literacy Provider to “write back” to the parent.
- Reference and Resource List

Family Literacy Providers can determine which activities will work best with their families. *All activities should be supervised by a parent or caregiver.* Most Playgroup Maps have activities for more than one playgroup. Each Playgroup Map has activities that match the Age Milestone listed by the book on the Raising Readers’ Book List. Groups Newborn through 18 Months also have ideas for the general preschool age.

Happy Reading and Playing!



BOOK LIST 2010

Celebrating 10 years and almost 1.5 million books given to children in Maine. For more information call 1-800-397-3263 or visit www.raisingreaders.org

Newborn



Read To Your Bunny Very First Library
by Rosemary Wells



Baby's World?
DK Publishing
A Red Train
Boxcar Books



2 months



Little Scholastic Colors
Scholastic Inc

4 months



Baby Faces
by Margaret Miller

6 months



Rainbow Colors Peekaboo!
DK Publishing

9 months



Peek-a-Boo WHO?
by Simms Taback

12 months



Walk with Me!
by Stella Blackstone

15 months



If You're Happy and You Know It!
by Jane Cabrera

18 months



Two at the Zoo
by Danna Smith

2 years



Little Blue Truck
by Alice Schertle

3 years



Bob
by Tracey Campbell Pearson

4 years



A Visitor for Bear
by Bonny Becker

5 years




Books From Maine: A Raising Readers Collection



Little Beaver and The Echo by Amy MacDonald


This kit includes the following:



General Reading Tips & Developmental Information
(Place a copy in "Explorer Bags")



Playgroup Map - Theme Related Activities



Parent and Child Together Time Ideas
(Place a copy in "Explorer Bags" with needed supplies)



Explorer Bag Information Sheet
(Place a copy in "Explorer Bags")



General Reading Tips & Developmental Information

General Reading Tips:

- ✓ Find a time to read every day. Bedtime is a great time to read - it will help your child relax before bed.
- ✓ Cuddle Up! This is the time to get cozy.
- ✓ Be Silly! Be Funny! Use Sound Effects!
- ✓ Read it - Again and Again and Again...Children love to read the same book more than once.
- ✓ Follow your child's lead; let him/her set the pace.
- ✓ Talk about what you read: What do you think will happen next?

For Your Five Year Old:

- ✓ Help your child build vocabulary Have your child use his/her imagination to make up and tell you stories. Ask questions to help him/her expand the stories.
- ✓ Pause when you are reading to talk about the book.
- ✓ Focus on familiar patterns in words, like, hat, pat, cat
- ✓ Praise and support your child's response, "That's right. The puppy looks sad."

Developmental Milestones You May Notice:

- ✓ Hops, somersaults, swings, may be able to skip.
- ✓ Can count ten or more objects and correctly names four colors. Prints some letters.
- ✓ Recalls parts of a story, tells longer stories.
- ✓ Copies triangle and other geometric patterns.
- ✓ Likes to sing, dance, and act.
- ✓ Sometimes demanding, sometimes eagerly cooperative.



Playgroup Map - *Little Beaver and The Echo* by Amy MacDonald

<p>Read the Book:</p>	<ul style="list-style-type: none"> • <i>Little Beaver and The Echo</i> is a beautifully illustrated book that explores nature and friendship. You may want to do the activities listed in the “Parent Education” section before reading it at story time. • Pause while reading the story to give families the time to think about the echo. • Ask children questions, such as, “Why is Little Beaver sad? What do you do when you are sad? How did Little Beaver meet new friends?” • For this book you can explore science, nature, and friendship. The Literacy Craft is a Friendship Quilt, so you may want to talk about Little Beaver’s friends after you read the story.
<p>Literacy Extensions:</p>	<ul style="list-style-type: none"> • Play the “Echo” Game – Sing this song with your families: <p style="text-align: center;"> Let's play the echo, echo game. Let's play the echo, echo game. Let's play the echo, echo game. Whatever I do, you do the same. </p> <p style="text-align: center;"> La,la,la! La,la,la! Cha, cha, cha! Cha, cha, cha! Gooby, gooby, gobby! Gooby, gooby, gobby! Geebie, geebie, jobby! Geebie, geebie, jobby! Tra, la,la! Tra, la,la! Ha, ha, ha! Ha, ha, ha! </p> <p style="text-align: center;"> Let's play the echo, echo game. Whatever I do, you do the same. </p> <p style="text-align: center;"> Bing, bong, bing! Bing, bong, bing! Ring, ring, ring! Ring, ring, ring! Phooie gooey, chewy! Phooie gooey, chewy! Wicky, wocky, wooie! Wicky, wocky, wooie! Moo, moo, moo! Moo, moo, moo! Wow, wee, woo! Wow, wee, woo! </p> <p style="text-align: center;"> Let's play the echo, echo game. Let's play the echo, echo game. </p> <p style="text-align: right;">-Song Lyrics by Ron Brown</p> • Friendship Song: <ul style="list-style-type: none"> ○ Have the children (or families) sit in a circle. Call a child's name and roll the ball to that child. ○ Then, call out another child's name and have them roll the ball to

	<p>that child.</p> <ul style="list-style-type: none"> ○ As the ball rolls to the next child, everyone sings, “I have a good friend, a good friend, a good friend, I have a good friend and their name is _____ (child's name).”
<i>Literacy Craft:</i>	<ul style="list-style-type: none"> ● Friendship Quilt: <ul style="list-style-type: none"> ○ You will need: construction paper, glitter, glue, paint, crayons/markers, other art supplies from your closet. ○ Give each family a piece of construction paper and let them decorate it any way that they want. Connect all of the pieces (tape on the back to connect) to make a Friendship Quilt. ○ Hang the quilt in a visible place, the childcare center, adult’s school, or the place you meet (library?) ○ At the end of the year, cut apart the quilt and return everyone’s square.
<i>Science:</i>	<ul style="list-style-type: none"> ● Field trip! <ul style="list-style-type: none"> ○ Take a nature field trip with the families - visit a source of water: pond, lake or stream. ○ Encourage families to sit quietly and observe nature. Do they hear the birds singing? Are there animals by the water? ○ Have families make a “Pond Viewer”. They can use this on the field trip and take their viewer home with them to use at other water sites. Remind parents that children should always be supervised while using their viewer. ○ Directions for Pond Viewer: <ul style="list-style-type: none"> ▪ Use a coffee can or other metal can as the base of the viewer. Remove both ends of the can, so students can see down through it into the water. ▪ Place pieces of tape around the cut edges to prevent young children from cutting themselves. Use a piece of plastic wrap to create a “lens” on the viewer. Stretch it tightly over one end ensuring that it is smooth. ▪ With help from a partner, place a rubber band around the rim to hold the plastic wrap in place. Once it is secure, place a few layers of duct tape around the edge of the plastic wrap to make it waterproof. ▪ Place the end of the viewer covered in plastic wrap into the pond. This allows you to see under the water without sticking your face into it. Wearing rubber boots allows you to step into the water to get a closer look. ▪ Depending on the age of the children, have them draw what they see in the water.
<i>Parent Education:</i>	<ul style="list-style-type: none"> ● The author, Amy MacDonald, wrote this story to answer her son’s question about what an echo is. Share this story with parents – it is on Page 80 of the <i>Books from Maine A Raising Readers Collection</i>. ● Children ask questions to try to understand their world. It can be exhausting to a parent to listen to the questions and try to answer all of

	<p>them.</p> <ul style="list-style-type: none"> • In whattoexpect.com, under toddler questions it suggests the following: <ul style="list-style-type: none"> ○ “What can you do if the endless cycle of "whys" starts to fray your nerves? Try turning the question around on your child. Ask him why <i>he</i> thinks the sky might be blue, or why <i>he</i> thinks you don't want him to eat an ice-cream cone before dinner. Curious children who love asking questions might also love coming up with answers. It may help him learn to think about things differently, from another perspective — but don't push it if he seems upset that you aren't giving him an answer.” (Heidi Murkoff, 2011) • This makes for a great topic for a parent education class!
Snack:	<ul style="list-style-type: none"> • Make a Beaver Dam! <ul style="list-style-type: none"> ○ On a plate, place a small amount of Peanut Butter (check for peanut allergies) ○ Give children thin, pretzel sticks. ○ Have them create a Beaver Dam by placing their “sticks” in the Peanut Butter • Friendship Fruit Salad: <ul style="list-style-type: none"> ○ Put the names of fruit salad ingredients (bananas, watermelon, blueberries) on different pieces of paper. ○ Have each family select one piece of paper and bring the fruit to playgroup. ○ Mix the fruits together and you have Friendship Fruit Salad. ○ Supply the fruit if you feel your families do not have the funds to purchase them. The family draws the piece of paper and that is the fruit they prepare for the fruit salad.



Parent and Child Together Time Ideas

Little Beaver and The Echo by Amy MacDonald

READ THE BOOK:

- ❖ Ask to borrow *Little Beaver and The Echo*.
- ❖ This book explains what an echo is and talks about friendship.
- ❖ Read the book a few times with your child. Ask your child if they want to be the echo for those parts in the story.
- ❖ This is a great book to talk about feelings with your child. Ask your child - "Why is Little Beaver sad?" Who are Little Beaver's friends?" Talk about their friends at school or their playgroups.

FRIENDSHIP WREATH:

- ❖ Trace your child's hand and your hand onto heavy construction paper or foam paper.
- ❖ Cut a circle out of heavy card stock, and cut a circle in the middle of it - to make a donut shape (wreath)
- ❖ Place your hands around the circle first with your fingers pointing out. The "wrist" part of your hand should be on the inner edge of the "donut hole". Place your child's hands around the circle. It works best if you place your child's hands slightly in between your hands.
- ❖ You may need to move the "hands" around to fit them on the wreath shape in a way you want. Once you like the way your wreath looks, glue the hands in place.
- ❖ Tie a ribbon around the wreath and hang it on a wall or on a door. Be sure to write the date on the back of the wreath - then you'll always know how old your child was when you traced their hand!

OBSERVE NATURE AT YOUR HOUSE OR THE PARK:

- ❖ Find a quiet place to sit with your child in your yard or at a park.
- ❖ Sit quietly (play the game "who can be quiet the longest...")
- ❖ What do you observe while sitting quietly? Ask your child:
 - What do they hear...birds singing?
 - What do they see...a squirrel?
 - What do they smell...grass, a flower?

❖ Use your imagination - make up a story about where the little bird is flying or what the squirrel is doing (getting ready for winter?)

SING A SONG

You may have sung the "Echo Game" song at playgroup.
It's a silly fun, song to sing with your child.

Let's play the echo, echo game.
Let's play the echo, echo game.
Let's play the echo, echo game.
Whatever I do, you do the same.

La, la, la! La, la, la!
Cha, cha, cha! Cha, cha, cha!
Gooby, gooby, gobby! Gooby, gooby, gobby!
Geebie, geebie, jobby! Geebie, geebie, jobby!
Tra, la, la! Tra, la, la!
Ha, ha, ha! Ha, ha, ha!

Let's play the echo, echo game.
Whatever I do, you do the same.

Bing, bong, bing! Bing, bong, bing!
Ring, ring, ring! Ring, ring, ring!
Phooie gooey, chewy! Phooie gooey, chewy!
Wicky, wocky, wooie! Wicky, wocky, wooie!
Moo, moo, moo! Moo, moo, moo!
Wow, wee, woo! Wow, wee, woo!

Let's play the echo, echo game.
Let's play the echo, echo game.

-Song Lyrics by Ron Brown



This Explorer Bag Contains the Following:

- Reading Tips & Developmental Information For Your Five Year Old
- Parent and Child Together Time (PACT) Idea Sheet
- Supplies You Will Need For PACT Ideas:
 - Cardstock and construction paper
 - Glue
 - Ribbon
- Journal Activity Sheet



JOURNAL - *Little Beaver and The Echo* by Amy MacDonald

What did you like about the book *Little Beaver and The Echo*? What do you think your child's favorite part was?

What is your child's favorite question or topic to ask questions about? Why do you think that is?

What PACT activity did you do with your child? What went well? What didn't go so well?

I'll write back to you here...

LITERACY EXPLORER KITS 2011

References

Armbruster, Lehr, and Osborn (2006), *A Child Becomes a Reader*, National Institute for Literacy, RMC Research Corporation, Portsmouth, NH

Blackwell, Wendy Camilla (2009), *Family Literacy Projects on a Budget*, The National Children's Museum, Washington DC

Blueberries for Sal Lesson Plan (n.d.), from scholastic.com, retrieved August 3, 2011 from <http://www2.scholastic.com/browse/collateral.jsp?id=31948>

Brown, Ron (n.d.), "Echo Game" from songsforteaching.com, retrieved August 3, 2011 from <http://www.songsforteaching.com/intellitunes/echogame.htm>

Development milestones record 12 months (11/2/10), from nlm.nih.gov, retrieved August 7, 2011 from <http://www.nlm.nih.gov/medlineplus/ency/article/002005.htm>

Frost, Shelly (n.d.), Pond Life Science Activities from ehow.com retrieved August 5, 2011 from http://www.ehow.com/way_5489028_pond-life-science-activities.html

How to Make Shadow Animals With Fingers (n.d.), from ehow.com retrieved July 24, 2011 from http://www.ehow.com/how_2090347_make-shadow-animals-fingers.html

Kuffner, Trish (1999), *The Toddler Busy Book*, Meadow Brook Press, Minnetonka, Minnesota

Leuenberger, Constance (2007), "Gone Blueberry Pickin'," *Teaching Early Math Skills With Favorite Picture Books*, from Scholastic Teaching Resources, retrieved August 3, 2011 from http://www2.scholastic.com/content/collateral_resources/pdf/b/Blueberries.pdf

Manoloson, Ward, and Dodington (2007), *You Make The Difference*, The Hanen Centre Toronto, ON Canada

Murkhoff, Heidi, (n.d.), *Reading to Toddlers* from [whattoexpect.com](http://www.whattoexpect.com/toddler/ask-heidi/reading-to-toddler.aspx) retrieved August 4, 2011 from <http://www.whattoexpect.com/toddler/ask-heidi/reading-to-toddler.aspx>

Murkhoff, Heidi (n.d.), *Why Toddlers Ask Why* from [whattoexpect.com](http://www.whattoexpect.com/toddler/ask-heidi/why-why-why.aspx) retrieved August 3, 2011 from <http://www.whattoexpect.com/toddler/ask-heidi/why-why-why.aspx>

National Center for Family Literacy and Snuggle (2002), *Reading Through The Years*, Gruner+Jahr Publishing, USA

National Center for Family Literacy (2009), *What Works – An Introductory Teacher Guide for Early Language and Emergent Literacy Instruction*, Based on the National Early Literacy Panel Report, Louisville, KY

Palmer, Hap (n.d.), “Round The World With Ways To Say Hello” from [songsforteaching.com](http://www.songsforteaching.com/happalmer/roundtheworldwithwaystosayhello.htm), retrieved August 4, 2011 from <http://www.songsforteaching.com/happalmer/roundtheworldwithwaystosayhello.htm> 2011

Reading to Your Baby (n.d.), from [babycenter.com](http://www.babycenter.com/0_reading-to-your-baby_368.bc) retrieved August 4, 2011 from http://www.babycenter.com/0_reading-to-your-baby_368.bc

Springvale Public Library, *Baby Rhyme Time* (2011), Springvale, Maine

Warren, Jean (n.d.), “A Camping We Will Go” from [preschoolexpress.com](http://preschoolexpress.com/theme_station06/aug06_camping.shtml) retrieved July 20, 2011 from http://preschoolexpress.com/theme_station06/aug06_camping.shtml

Your 4-Month-Old’s Development: Week 1 (n.d.), from [babycenter.com](http://www.babycenter.com/0_your-4-month-olds-development-week-1_1477216.bc#articlesection3) retrieved August 4, 2011 from http://www.babycenter.com/0_your-4-month-olds-development-week-1_1477216.bc#articlesection3

Your Toddler’s Language-Development Explosion from [whattoexpect.com](http://www.whattoexpect.com/toddler-development/toddler-language.aspx) retrieved August 5, 2011 from <http://www.whattoexpect.com/toddler-development/toddler-language.aspx>

Resources

American Academy of Pediatrics

www.healthychildren.org

Baby Center

www.babycenter.com

Candlewick Press, Raising Readers

Publisher Activity Sheets for *A Visitor for Bear* by Bonny Becker and *Bob* by Tracey Campbell Pearson

Everything Preschool – Early Childhood Education Made Easy

www.everythingpreschool.com

Medline Plus

www.nlm.nih.gov

Scholastic

www.scholastic.com

Songs for Teaching

www.songsforteaching.com

The Perpetual Preschool

www.perpetualpreschool.com

What To Expect

www.whattoexpect.com