




**The Maine Family Literacy Initiative and Raising Readers
are pleased to present “Literacy Explorer Kits”.**

Each Literacy Explorer Kit provides theme activities for the 2010 Raising Readers Collection, and the kits include the following:

- General Reading Tips and Developmental Information for the different age groups.
- A Playgroup Map that contains: discussion activities, literacy extensions, craft and snack ideas, and parent education tips. Some include science and math ideas that relate to the book.
- Parent and Child Together Time Idea Sheets that assist parents in extending the learning from the playgroup. The PACT sheet provides simple ideas for families to do together around the book, such as craft ideas and songs to sing together.
- An Explorer Bag Information Sheet lists items that can be placed in a take home “Explorer Bag” for families.
- A Journal Sheet for the parent. They can reflect on the activities they did with their child. A portion of the journal sheet is for the Family Literacy Provider to “write back” to the parent.
- Reference and Resource List

Family Literacy Providers can determine which activities will work best with their families. *All activities should be supervised by a parent or caregiver.* Most Playgroup Maps have activities for more than one playgroup. Each Playgroup Map has activities that match the Age Milestone listed by the book on the Raising Readers’ Book List. Groups Newborn through 18 Months also have ideas for the general preschool age.

Happy Reading and Playing!



BOOK LIST 2010

Celebrating 10 years and almost 1.5 million books given to children in Maine.
 For more information call 1-800-397-3263 or visit www.raisingreaders.org

Newborn



*Read To Your Bunny
 Very First Library*
 by Rosemary Wells



Baby's World?
 DK Publishing
A Red Train
 Boxcar Books



2 months



*Little Scholastic
 Colors*
 Scholastic Inc

4 months



Baby Faces
 by Margaret Miller

6 months



*Rainbow Colors
 Peekaboo!*
 DK Publishing

9 months



Peek-a-Boo WHO?
 by Simms Taback

12 months



Walk with Me!
 by Stella Blackstone

15 months



*If You're Happy
 and You Know It!*
 by Jane Cabrera

18 months



Two at the Zoo
 by Danna Smith

2 years



Little Blue Truck
 by Alice Schertle

3 years



Bob
 by Tracey Campbell Pearson

4 years



A Visitor for Bear
 by Bonny Becker

5 years




*Books From Maine:
 A Raising Readers
 Collection*



Books for Your Newborn...
Read to Your Bunny - Very First Library by Rosemary Wells
Babies World DK Publishing
A Red Train Boxcar Books


This kit includes the following:



General Reading Tips & Developmental Information
(Place a copy in "Explorer Bags")



Playgroup Map - Theme Related Activities



Parent and Child Together Time Ideas
(Place a copy in "Explorer Bags" with needed supplies)



Explorer Bag Information Sheet
(Place a copy in "Explorer Bags")

A Collaboration of the Maine Family Literacy Initiative
& Raising Readers
PC 2011



General Reading Tips & Developmental Information

General Reading Tips:

- ✓ It's never too early to read to your baby. It is a great time to cuddle and bond.
- ✓ Reading will help build your child's vocabulary, stimulate his/her imagination, and improve his/her communication skills.
- ✓ Studies have shown that language skills — and even intelligence — are related to how many words an infant hears each day.
- ✓ Babies love to “mouth” books, so heavy duty board books are best for babies.
- ✓ Babies enjoy the singsong rhythm and playful words in nursery rhymes.

For your Baby:

- ✓ Babies listen to the rhythm of language (your voice), not the content. Read them anything: a children's book, a magazine, your novel.
- ✓ Read aloud for a few minutes at a time.
- ✓ Board books with different, bright colors will be interesting to them.
- ✓ Sing nursery rhymes, lullabies, make funny animal sounds, or bounce your baby on your knee - anything that shows that reading is fun.
- ✓ Reading to your baby makes a connection between being close to you and your voice - two things your baby loves.

Developmental Milestones You May Notice - Newborn:

- ✓ Your newborn's brain is developing quickly. You promote healthy brain growth when you cuddle, sing, and care for your baby.
- ✓ Babies express how they feel through facial expressions and sound (crying) to tell you their needs.
- ✓ Newborns have all five senses. They quickly learn to recognize your face, how you sound, and your smell.
- ✓ Muscles start to strengthen and hands fist when your baby is very alert.
- ✓ Help your baby grow and develop by using a high pitched voice, gentle touch, hugs, and kisses.



Playgroup Map

Read to Your Bunny Very First Library by Rosemary Wells

Babies World DK Publishing

A Red Train a COLORS book Boxcar Books

<p>Read the Book:</p>	<ul style="list-style-type: none"> • <i>Read to Your Bunny Very First Library</i> allows you to introduce babies to books in a way they will love – through singing! Newborns respond to their parent’s voice and love the singsong quality that comes with nursery rhymes. Model singing the songs with families. You may want to provide song sheets before the playgroup. • <i>Babies World</i> is a book that will be appreciated by children of all ages. Toddlers will especially love to see what the different babies are doing and will want to copy their movements. Be sure to move the book slowly throughout the story time, so all of the children can see the different babies. • <i>A Red Train</i> is a book that explores colors. Babies will love to look at the brightly colored pictures. Toddlers will love the colors, shapes, and animals on the different pages. This book will become a favorite at playgroups. Toddlers will want to say the color and read the book with you.
<p>Literacy Extensions:</p>	<p><i>Read to Your Bunny Very First Library</i></p> <ul style="list-style-type: none"> • The following ideas are from the author, Rosemary Wells, provided in her “A Parent’s Guide to Reading Aloud”: <ul style="list-style-type: none"> ○ <i>Old MacDonal</i>d – Sing, clap to a rhythm, name animals, make animal sounds, dance. ○ <i>The Bear Went Over the Mountain</i> – Sing, clap to a rhythm, dance, act out the song, and recognize objects from nature. ○ <i>The Itsy-Bitsy Spider</i> – Sing, play the hand game, identify objects, identify weather. ○ <i>Twinkle, Twinkle, Little Star</i> – Sing, recognize household objects, recognize bedtime activities and objects, recognize the night sky, set a comforting bedtime routine. <p><i>Babies World</i></p> <ul style="list-style-type: none"> • Show the book to the babies or toddlers – be sure to ooh and ahh. Show them a second time and ask questions, “What do you think the baby’s laugh sounds like? Do you have a little nose? Can you clap your hands too? Do you cuddle with mommy or daddy?” <p><i>A Red Train a COLORS book</i></p> <ul style="list-style-type: none"> • Play a color game while reading the book. On the green page, ask children to find who is wearing green clothes that day. On the red page, look for red objects in the room. • Name the animals on the different pages. Do animal sounds with the families.

<p>Literacy Craft:</p>	<p><i>Read to Your Bunny Very First Library (Twinkle, Twinkle Little Star)</i></p> <ul style="list-style-type: none"> • Make constellations with toddlers or preschoolers: <ul style="list-style-type: none"> ○ Have children make dots/circles with white chalk (or white paint using an ear swab) on black or blue construction paper. ○ Connect the dots to make constellations. ○ Depending on the age, you may make animal or object constellations. Let your child lead! <p><i>Babies World</i></p> <ul style="list-style-type: none"> • Children of all ages love to look at baby pictures! Toddlers and preschoolers especially because they think they are “all grown up”! • Buy small photo albums at a discount store that holds 3x5 or 4x6 pictures. • Have families create albums filled with pictures of baby, parents, caregivers, favorite objects, pets, etc. Take the pictures close up and place one picture per page in the album. You can take pictures at a playgroup and print for parents or look for inexpensive disposable cameras. • If you want, have families cut out pictures of other babies doing silly things (from magazines) and place in album. • Have families add this to baby’s library! • This idea is listed in the PACT section. Families can start the albums at a playgroup and finish at home. Share albums during parent education time. <p><i>A Red Train a COLORS book</i></p> <ul style="list-style-type: none"> • There are interesting shapes in this book. • Have different colored construction paper available. • Families choose one color and create an object or animal with their paper. Post the many colors on a large mural sheet for all to view. • Review shapes during craft or story time.
<p>Parent Education:</p>	<ul style="list-style-type: none"> • Review the “General Reading Tips and Developmental Information” in this packet with parents. Many parents do not understand brain development in Newborns. You may want to search for articles on brain growth in the first year to share with parents. • Model reading “face to face”. Parents can hold their babies so they can see their expressions or prop up older babies and kneel in front of them. This allows parents to follow their lead. • Sing lullabies with parents. Model for them how to be silly while reading the books with patterns and rhythms. • Introduce families to “Lap Games” (many libraries offer story times for babies). Model singing rhymes with babies. Use the following rhyme and the rhymes from <i>Read to Your Bunny</i>. <p style="text-align: center;">This Little Cow This little cow eats grass (count out cows on fingers) This little cow eats hay This little cow does nothing But lie in the sun all day Let’s chase her, let’s chase her, Let’s chase her away!</p>

	<p style="text-align: center;">(run fingers up baby’s arm and tickle gently under chin)</p> <ul style="list-style-type: none"> • Brainstorm ideas as a group on how to share books with young babies. For example, <i>A Red Train a COLORS book</i> is a great book to prop in front of a baby to look at. Parents will soon recognize that babies develop a favorite page! • You may want to review the PACT idea sheet with parents to make sure they know what a “collage” is.
<i>Snack:</i>	<ul style="list-style-type: none"> • Choose a variety of healthy snacks for all ages of the playgroup. Model healthy snack choices and talk about options for different ages. • Gather round – have a spot for everyone. Parents with newborns can be a part of snack time, too! • Simple snack ideas: cut up bananas, soft crackers and yogurt.



Parent and Child Together Time Ideas

Read to Your Bunny Very First Library by Rosemary Wells

Babies World DK Publishing

A Red Train a COLORS book Boxcar Books

READ THE BOOKS:

- ❖ "Sing" the books from *Read to Your Bunny* to your child. Change the tone of your voice and your facial expressions. For older babies, show them the hand movements to *Itsy Bitsy Spider* and *Twinkle, Twinkle Little Star*.
- ❖ Look at the different pictures of the babies in *Babies World*. Say the word for each page. Read it over and over again "face to face." Watch your child; they will most likely have a favorite page.
- ❖ Repeat phrases when reading *A Red Train*. For example, "a RED train" then, point to the train on the opposite page and say "red train".

BABY PHOTO ALBUM:

- ❖ Buy a small photo album that holds 3x5 or 4x6 pictures.
- ❖ Place one picture per page in album. Fill the album with pictures of your baby, family members, favorite toys and objects, and pets.
- ❖ You may want to write the name of the picture or object on the opposite page of the photo.
- ❖ Add this to baby's library!

CONSTRUCTION PAPER COLLAGE:

- ❖ This is a simple collage that a toddler can do - they will love the ripping and tearing of the paper!
- ❖ Place different colors of construction paper in front of your child. Allow them to tear off pieces and strips.
- ❖ Dip pieces into white glue (or use a glue stick). Allow your child to arrange the pieces in a collage (collage: placing items wherever they want) on a sheet of paper.
- ❖ Name the colors with your child. Look for shapes.

LAP GAMES:

- ❖ Babies love "lap games": songs, rhymes, and finger plays that you play on your lap.
- ❖ Try these lap games:

This Little Cow

This little cow eats grass (count out cows on fingers)

This little cow eats hay

This little cow does nothing

But lie in the sun all day

Let's chase her, let's chase her,

Let's chase her away!

(run fingers up baby's arm and tickle gently under chin)

Open Them, Shut Them

Open them, shut them, open them, shut them, Give a little clap!
Open them, shut them, open them, shut them, Lay them in your lap.

Creep them, creep them, slowly creep them, Right up to your chin!

Cover up your little eyes -

And take a little peek! Peek a Boo!

Creep them, creep them, slowly creep them, Right up to your nose.

Creep them, creep them, Right down to your toes!

("them" are your hands - suit actions to words on baby's body throughout the song)

Touch Game

Touch your nose, touch your chin, (touch baby on each body part as named)

That's the way this game begins.

Touch your eyes, touch your knees,

Now pretend you feel a breeze. (blow gently on baby's face)

Touch your hair, touch one ear,

Touch your two red lips right here.

Touch your elbows where they bend

That's the way this touch game ends.



This Explorer Bag Contains the Following:

- Reading Tips & Developmental Information For Your Baby and Toddler
- Parent and Child Together Time (PACT) Idea Sheet
- Supplies You Will Need For PACT Ideas:
 - Small Photo Album
 - Different color construction paper
 - Long piece of white paper
 - White glue or glue stick
- Journal Activity Sheet



JOURNAL - Books for Your Newborn

Which was your favorite book from the Newborn set? Which book did your baby like?

What time of day do you read to your child? Do you have a routine when you read?

What PACT activity did you do with your child? What went well? What didn't go so well?

I'll write back to you here...

LITERACY EXPLORER KITS 2011

References

Armbruster, Lehr, and Osborn (2006), *A Child Becomes a Reader*, National Institute for Literacy, RMC Research Corporation, Portsmouth, NH

Blackwell, Wendy Camilla (2009), *Family Literacy Projects on a Budget*, The National Children's Museum, Washington DC

Blueberries for Sal Lesson Plan (n.d.), from scholastic.com, retrieved August 3, 2011 from <http://www2.scholastic.com/browse/collateral.jsp?id=31948>

Brown, Ron (n.d.), "Echo Game" from songsforteaching.com, retrieved August 3, 2011 from <http://www.songsforteaching.com/intellitunes/echogame.htm>

Development milestones record 12 months (11/2/10), from nlm.nih.gov, retrieved August 7, 2011 from <http://www.nlm.nih.gov/medlineplus/ency/article/002005.htm>

Frost, Shelly (n.d.), Pond Life Science Activities from ehow.com retrieved August 5, 2011 from http://www.ehow.com/way_5489028_pond-life-science-activities.html

How to Make Shadow Animals With Fingers (n.d.), from ehow.com retrieved July 24, 2011 from http://www.ehow.com/how_2090347_make-shadow-animals-fingers.html

Kuffner, Trish (1999), *The Toddler Busy Book*, Meadow Brook Press, Minnetonka, Minnesota

Leuenberger, Constance (2007), "Gone Blueberry Pickin'," *Teaching Early Math Skills With Favorite Picture Books*, from Scholastic Teaching Resources, retrieved August 3, 2011 from http://www2.scholastic.com/content/collateral_resources/pdf/b/Blueberries.pdf

Manoloson, Ward, and Dodington (2007), *You Make The Difference*, The Hanen Centre Toronto, ON Canada

Murkhoff, Heidi, (n.d.), *Reading to Toddlers* from whattoexpect.com retrieved August 4, 2011 from <http://www.whattoexpect.com/toddler/ask-heidi/reading-to-toddler.aspx>

Murkhoff, Heidi (n.d.), *Why Toddlers Ask Why* from whattoexpect.com retrieved August 3, 2011 from <http://www.whattoexpect.com/toddler/ask-heidi/why-why-why.aspx>

National Center for Family Literacy and Snuggle (2002), *Reading Through The Years*, Gruner+Jahr Publishing, USA

National Center for Family Literacy (2009), *What Works – An Introductory Teacher Guide for Early Language and Emergent Literacy Instruction*, Based on the National Early Literacy Panel Report, Louisville, KY

Palmer, Hap (n.d.), “Round The World With Ways To Say Hello” from songsforteaching.com, retrieved August 4, 2011 from <http://www.songsforteaching.com/happalmer/roundtheworldwithwaystosayhello.htm> 2011

Reading to Your Baby (n.d.), from babycenter.com retrieved August 4, 2011 from http://www.babycenter.com/0_reading-to-your-baby_368.bc

Springvale Public Library, *Baby Rhyme Time* (2011), Springvale, Maine

Warren, Jean (n.d.), “A Camping We Will Go” from preschooexpress.com retrieved July 20, 2011 from http://preschooexpress.com/theme_station06/aug06_camping.shtml

Your 4-Month-Old’s Development: Week 1 (n.d.), from babycenter.com retrieved August 4, 2011 from http://www.babycenter.com/0_your-4-month-olds-development-week-1_1477216.bc#articlesection3

Your Toddler’s Language-Development Explosion from whattoexpect.com retrieved August 5, 2011 from <http://www.whattoexpect.com/toddler-development/toddler-language.aspx>

Resources

American Academy of Pediatrics

www.healthychildren.org

Baby Center

www.babycenter.com

Candlewick Press, Raising Readers

Publisher Activity Sheets for *A Visitor for Bear* by Bonny Becker and *Bob* by Tracey Campbell Pearson

Everything Preschool – Early Childhood Education Made Easy

www.everythingpreschool.com

Medline Plus

www.nlm.nih.gov

Scholastic

www.scholastic.com

Songs for Teaching

www.songsforteaching.com

The Perpetual Preschool

www.perpetualpreschool.com

What To Expect

www.whattoexpect.com