




**The Maine Family Literacy Initiative and Raising Readers  
are pleased to present “Literacy Explorer Kits”.**

Each Literacy Explorer Kit provides theme activities for the 2010 Raising Readers Collection, and the kits include the following:

- General Reading Tips and Developmental Information for the different age groups.
- A Playgroup Map that contains: discussion activities, literacy extensions, craft and snack ideas, and parent education tips. Some include science and math ideas that relate to the book.
- Parent and Child Together Time Idea Sheets that assist parents in extending the learning from the playgroup. The PACT sheet provides simple ideas for families to do together around the book, such as craft ideas and songs to sing together.
- An Explorer Bag Information Sheet lists items that can be placed in a take home “Explorer Bag” for families.
- A Journal Sheet for the parent. They can reflect on the activities they did with their child. A portion of the journal sheet is for the Family Literacy Provider to “write back” to the parent.
- Reference and Resource List

Family Literacy Providers can determine which activities will work best with their families. *All activities should be supervised by a parent or caregiver.* Most Playgroup Maps have activities for more than one playgroup. Each Playgroup Map has activities that match the Age Milestone listed by the book on the Raising Readers’ Book List. Groups Newborn through 18 Months also have ideas for the general preschool age.

**Happy Reading and Playing!**



# BOOK LIST 2010

Celebrating 10 years and almost 1.5 million books given to children in Maine.  
For more information call 1-800-397-3263 or visit [www.raisingreaders.org](http://www.raisingreaders.org)

Newborn



*Read To Your Bunny  
Very First Library*  
by Rosemary Wells



*Baby's World?*  
DK Publishing  
*A Red Train*  
Boxcar Books



2 months



*Little Scholastic  
Colors*  
Scholastic Inc

4 months



*Baby Faces*  
by Margaret Miller

6 months



*Rainbow Colors  
Peekaboo!*  
DK Publishing

9 months



*Peek-a-Boo WHO?*  
by Simms Taback

12 months



*Walk with Me!*  
by Stella Blackstone

15 months



*If You're Happy  
and You Know It!*  
by Jane Cabrera

18 months



*Two at the Zoo*  
by Danna Smith

2 years



*Little Blue Truck*  
by Alice Schertle

3 years



*Bob*  
by Tracey Campbell Pearson

4 years



*A Visitor for Bear*  
by Bonny Becker

5 years



*Books From Maine:  
A Raising Readers  
Collection*



## *Dino Pets* by Lynn Plourde


This kit includes the following:



General Reading Tips & Developmental Information  
(Place a copy in "Explorer Bags")



Playgroup Map - Theme Related Activities



Parent and Child Together Time Ideas  
(Place a copy in "Explorer Bags" with needed supplies)



Explorer Bag Information Sheet  
(Place a copy in "Explorer Bags")



## General Reading Tips & Developmental Information

### General Reading Tips:

- ✓ Find a time to read every day. Bedtime is a great time to read - it will help your child relax before bed.
- ✓ Cuddle Up! This is the time to get cozy.
- ✓ Be Silly! Be Funny! Use Sound Effects!
- ✓ Read it - Again and Again and Again...Children love to read the same book more than once.
- ✓ Follow your child's lead; let him/her set the pace.
- ✓ Talk about what you read: What do you think will happen next?

### For Your Five Year Old:

- ✓ Help your child build vocabulary Have your child use his/her imagination to make up and tell you stories. Ask questions to help him/her expand the stories.
- ✓ Pause when you are reading to talk about the book.
- ✓ Focus on familiar patterns in words, like, hat, pat, cat
- ✓ Praise and support your child's response, "That's right. The puppy looks sad."

### Developmental Milestones You May Notice:




- ✓ Hops, somersaults, swings, may be able to skip
- ✓ Can count ten or more objects and correctly names four colors. Prints some letters
- ✓ Recalls parts of a story, tells longer stories
- ✓ Copies triangle and other geometric patterns
- ✓ Likes to sing, dance, and act
- ✓ Sometimes demanding, sometimes eagerly cooperative



## Playgroup Map

### *Dino Pets* by Lynn Plourde

<b><i>Read the Book:</i></b>	<ul style="list-style-type: none"><li>• Parts of <i>Dino Pets</i> reads like poetry with rhyming words and some parts are predictable.</li><li>• Read the book two times.<ul style="list-style-type: none"><li>○ After you read it the first time, ask children what they notice about the words that are different colors and shapes. Listen to what the children say, and then explain to them that these words are describing one thing about the dinosaur. For example, the <b>BIGGEST</b> dino is an Argentinosaurus. (see Pg. 77 in <i>Books from Maine A Raising Readers Collection</i>)</li><li>○ Read the book the second time, have the children look for the colored word and have them describe the dinosaur. Show them the word that (should) match part of their description.</li><li>○ Tell the children that a describing word is an adjective.</li></ul></li><li>• On page 73 (from <i>Books from Maine, A Raising Readers Collection</i>), all of the dinosaurs come home to go to sleep. Can the children find the six dinosaurs?</li></ul>
<b><i>Literacy Extensions:</i></b>	<ul style="list-style-type: none"><li>• Gather for story time singing this song:<p style="text-align: center;">“The Dinosaur Song” The brontosaurus had a very long tail, Very long tail, very long tail The brontosaurus had a very long tail, When the Dinosaurs roamed the Earth.</p><p style="text-align: center;">The Tyrannosaurus Rex had great big teeth, Great big teeth, great big teeth The Tyrannosaurus Rex had great big teeth, When the Dinosaurs roamed the Earth. (Sing to the tune of “The Wheels on the Bus”)</p></li><li>• Play the game “I spy” with families.<ul style="list-style-type: none"><li>○ Children will say, “I spy with my little eyes...”</li><li>○ Families choose one thing in the room for the other families to guess what it is<ul style="list-style-type: none"><li>▪ For example, for a red circle picture on the wall – “I spy with my little eyes something red that is a shape.”</li><li>▪ Everyone guesses what the family “spied”</li></ul></li></ul></li><li>• Play games with Dinosaur Flashcards that you make during craft time. (see Literacy Craft section)<ul style="list-style-type: none"><li>○ Show the picture and guess the name of the dinosaur or describe the dinosaur</li><li>○ Show the picture and act out the describing word. This makes for a great conversation: how do you show you are big, soft, small?</li></ul></li></ul>

<p><b>Literacy Craft:</b></p>	<ul style="list-style-type: none"> <li>• Dinosaur Flashcards: <ul style="list-style-type: none"> <li>○ Give each family a half sheet of white cardstock. On one side of the card stock draw/color a picture of one of the dinosaurs from the book. On the other side write (1) the name of the dinosaur and (2) the describing word.</li> <li>○ For example:</li> </ul> </li> </ul> <div data-bbox="691 415 1409 611" style="border: 1px solid black; padding: 5px; margin: 10px 0;"> <table style="width: 100%; border-collapse: collapse;"> <tr> <td style="text-align: center; width: 50%;"></td> <td style="text-align: center; width: 50%; vertical-align: top;"> <p><b>Tyrannosaurus Rex</b></p> <p>Scariest</p> </td> </tr> </table> </div> <ul style="list-style-type: none"> <li>• Me-o-saurus – you will need large sheets of paper, markers/crayons, and other art material from your current supplies. <ul style="list-style-type: none"> <li>○ Have parents trace around their child on a large sheet of paper.</li> <li>○ What would they look like if they were a dinosaur?</li> </ul> </li> <li>• Print the Dinosaur color page image for PACT sheet.</li> </ul>		<p><b>Tyrannosaurus Rex</b></p> <p>Scariest</p>
	<p><b>Tyrannosaurus Rex</b></p> <p>Scariest</p>		
<p><b>Science:</b></p>	<ul style="list-style-type: none"> <li>• How big were dinosaurs? <ul style="list-style-type: none"> <li>○ Choose one dinosaur and measure its length. Have children/families use yardsticks or measuring tapes and mark a starting and end point. Or lay string the length of the dinosaur.</li> <li>○ How many children are as long as the dinosaur? Have children lie head to toe from the start to end point to see how many equal its length.</li> </ul> </li> <li>• Tyrannosaurus Rex’s Mouth: <ul style="list-style-type: none"> <li>○ Using tape or string, make a circle that is ten feet in diameter</li> <li>○ Hide large Dino teeth in different places around the room (you can use gift wrap or paper towel tubes). Have children find them and bring them back to the circle.</li> <li>○ Tape the teeth around the circle and explain that the Tyrannosaurus Rex’s mouth was this width. See how many children fit inside the circle.</li> </ul> </li> </ul>		
<p><b>Parent Education:</b></p>	<ul style="list-style-type: none"> <li>• Playing “I spy…” with children is a great way to keep them occupied while waiting for a doctor visit.</li> <li>• It also provides families with the opportunity to explore a part of “print awareness.” Children can look for letters or words while playing the game. They can describe what the word looks like – for example – cat. “This word has three letters and two almost look like circles.”</li> <li>• Imagination – children love to make up stories and fantasies. Asking the question, “If you could have any pet, what kind would you want?” is a great car ride conversation. What else could parents ask: what the animal eats, where they would sleep, what would they need for exercise?</li> </ul>		
<p><b>Snack:</b></p>	<ul style="list-style-type: none"> <li>• Tyrannosaurus Rex Teeth: <ul style="list-style-type: none"> <li>○ Peel a banana. Cut the banana in half lengthwise to make two “teeth”. Melt butterscotch and crumble graham crackers.</li> <li>○ Dip the “teeth” into the butterscotch and graham crackers.</li> </ul> </li> </ul>		



## Parent and Child Together Time Ideas

### *Dino Pets* by Lynn Plourde

#### **READ THE BOOK:**

- ❖ Ask to borrow *Dino Pets!* Your child will want to read it more than once.
- ❖ Show your child the "Dino Facts" pages at the end of the story. Practice sounding out the dinosaur names. Children love dinosaurs! You will be surprised how much they want to learn the names of each dinosaur.
- ❖ As you read about each dinosaur, see if your child can act out the description: biggest, fastest, longest, etc.
- ❖ Ask your child questions about the story. "Where do you think the dinosaurs go after the little boy loses them?" "Why is this dinosaur the scariest?" "Do you think the dinosaur feels bad that he scared them?" (see picture on page 67 in *Books from Maine A Raising Readers Collection*)

#### **DINOSAUR CRAFTS:**

##### **NECKLACE**

- ❖ You will need: thick paper, pasta pieces, glue, crayons/markers
- ❖ Have your child glue the pasta onto the paper to make their own Dinosaur skeleton.

##### **DINOSAUR COLOR PAGE**

#### **DINOSAUR EGG HUNT:**

- ❖ Hide colored eggs throughout one room or your house.
- ❖ Have your child go on a dinosaur egg hunt.
- ❖ You can also do this with small, plastic dinosaurs (Discount stores usually have bags of dinosaurs in party aisle)


**SING A SONG:**

**"The Dinosaur Song"**

The brontosaurus had a very long tail,  
Very long tail, very long tail  
The brontosaurus had a very long tail,  
When the Dinosaurs roamed the Earth.

The Tyrannosaurus Rex had great big teeth,  
Great big teeth, great big teeth  
The Tyrannosaurus Rex had great big teeth,  
When the Dinosaurs roamed the Earth.

(Sing to the tune of "The Wheels on the Bus")





## This Explorer Bag Contains the Following:

- Reading Tips & Developmental Information For Your Five Year Old
- Parent and Child Together Time (PACT) Idea Sheet
- Supplies You Will Need For PACT Ideas:
  - Thick paper (cardstock), pasta pieces, crayons, and glue
  - Dinosaur color sheet
  - Colored eggs and/or small plastic dinosaurs
- Journal Activity Sheet



## JOURNAL - *Dino Pets* by Lynn Plourde

What did you like about the book *Dino Pets*? What do you think your child's favorite part was?

Ask your child which dinosaur they would want for a pet? Why?

What PACT activity did you do with your child? What went well? What didn't go so well?

I'll write back to you here...



## LITERACY EXPLORER KITS 2011

### References

Armbruster, Lehr, and Osborn (2006), *A Child Becomes a Reader*, National Institute for Literacy, RMC Research Corporation, Portsmouth, NH

Blackwell, Wendy Camilla (2009), *Family Literacy Projects on a Budget*, The National Children's Museum, Washington DC

Blueberries for Sal Lesson Plan (n.d.), from scholastic.com, retrieved August 3, 2011 from <http://www2.scholastic.com/browse/collateral.jsp?id=31948>

Brown, Ron (n.d.), "Echo Game" from songsforteaching.com, retrieved August 3, 2011 from <http://www.songsforteaching.com/intellitunes/echogame.htm>

Development milestones record 12 months (11/2/10), from nlm.nih.gov, retrieved August 7, 2011 from <http://www.nlm.nih.gov/medlineplus/ency/article/002005.htm>

Frost, Shelly (n.d.), Pond Life Science Activities from ehow.com retrieved August 5, 2011 from [http://www.ehow.com/way\\_5489028\\_pond-life-science-activities.html](http://www.ehow.com/way_5489028_pond-life-science-activities.html)

How to Make Shadow Animals With Fingers (n.d.), from ehow.com retrieved July 24, 2011 from [http://www.ehow.com/how\\_2090347\\_make-shadow-animals-fingers.html](http://www.ehow.com/how_2090347_make-shadow-animals-fingers.html)

Kuffner, Trish (1999), *The Toddler Busy Book*, Meadow Brook Press, Minnetonka, Minnesota

Leuenberger, Constance (2007), "Gone Blueberry Pickin'," *Teaching Early Math Skills With Favorite Picture Books*, from Scholastic Teaching Resources, retrieved August 3, 2011 from [http://www2.scholastic.com/content/collateral\\_resources/pdf/b/Blueberries.pdf](http://www2.scholastic.com/content/collateral_resources/pdf/b/Blueberries.pdf)

Manoloson, Ward, and Dodington (2007), *You Make The Difference*, The Hanen Centre Toronto, ON Canada

Murkhoff, Heidi, (n.d.), *Reading to Toddlers* from [whattoexpect.com](http://www.whattoexpect.com/toddler/ask-heidi/reading-to-toddler.aspx) retrieved August 4, 2011 from <http://www.whattoexpect.com/toddler/ask-heidi/reading-to-toddler.aspx>

Murkhoff, Heidi (n.d.), *Why Toddlers Ask Why* from [whattoexpect.com](http://www.whattoexpect.com/toddler/ask-heidi/why-why-why.aspx) retrieved August 3, 2011 from <http://www.whattoexpect.com/toddler/ask-heidi/why-why-why.aspx>

National Center for Family Literacy and Snuggle (2002), *Reading Through The Years*, Gruner+Jahr Publishing, USA

National Center for Family Literacy (2009), *What Works – An Introductory Teacher Guide for Early Language and Emergent Literacy Instruction*, Based on the National Early Literacy Panel Report, Louisville, KY

Palmer, Hap (n.d.), “Round The World With Ways To Say Hello” from [songsforteaching.com](http://www.songsforteaching.com/happalmer/roundtheworldwithwaystosayhello.htm), retrieved August 4, 2011 from <http://www.songsforteaching.com/happalmer/roundtheworldwithwaystosayhello.htm> 2011

Reading to Your Baby (n.d.), from [babycenter.com](http://www.babycenter.com/0_reading-to-your-baby_368.bc) retrieved August 4, 2011 from [http://www.babycenter.com/0\\_reading-to-your-baby\\_368.bc](http://www.babycenter.com/0_reading-to-your-baby_368.bc)

Springvale Public Library, *Baby Rhyme Time* (2011), Springvale, Maine

Warren, Jean (n.d.), “A Camping We Will Go” from [preschoolexpress.com](http://preschoolexpress.com/theme_station06/aug06_camping.shtml) retrieved July 20, 2011 from [http://preschoolexpress.com/theme\\_station06/aug06\\_camping.shtml](http://preschoolexpress.com/theme_station06/aug06_camping.shtml)

Your 4-Month-Old’s Development: Week 1 (n.d.), from [babycenter.com](http://www.babycenter.com/0_your-4-month-olds-development-week-1_1477216.bc#articlesection3) retrieved August 4, 2011 from [http://www.babycenter.com/0\\_your-4-month-olds-development-week-1\\_1477216.bc#articlesection3](http://www.babycenter.com/0_your-4-month-olds-development-week-1_1477216.bc#articlesection3)

Your Toddler’s Language-Development Explosion from [whattoexpect.com](http://www.whattoexpect.com/toddler-development/toddler-language.aspx) retrieved August 5, 2011 from <http://www.whattoexpect.com/toddler-development/toddler-language.aspx>

## Resources

American Academy of Pediatrics

[www.healthychildren.org](http://www.healthychildren.org)

Baby Center

[www.babycenter.com](http://www.babycenter.com)

Candlewick Press, Raising Readers

Publisher Activity Sheets for *A Visitor for Bear* by Bonny Becker and *Bob* by Tracey Campbell Pearson

Everything Preschool – Early Childhood Education Made Easy

[www.everythingpreschool.com](http://www.everythingpreschool.com)

Medline Plus

[www.nlm.nih.gov](http://www.nlm.nih.gov)

Scholastic

[www.scholastic.com](http://www.scholastic.com)

Songs for Teaching

[www.songsforteaching.com](http://www.songsforteaching.com)

The Perpetual Preschool

[www.perpetualpreschool.com](http://www.perpetualpreschool.com)

What To Expect

[www.whattoexpect.com](http://www.whattoexpect.com)